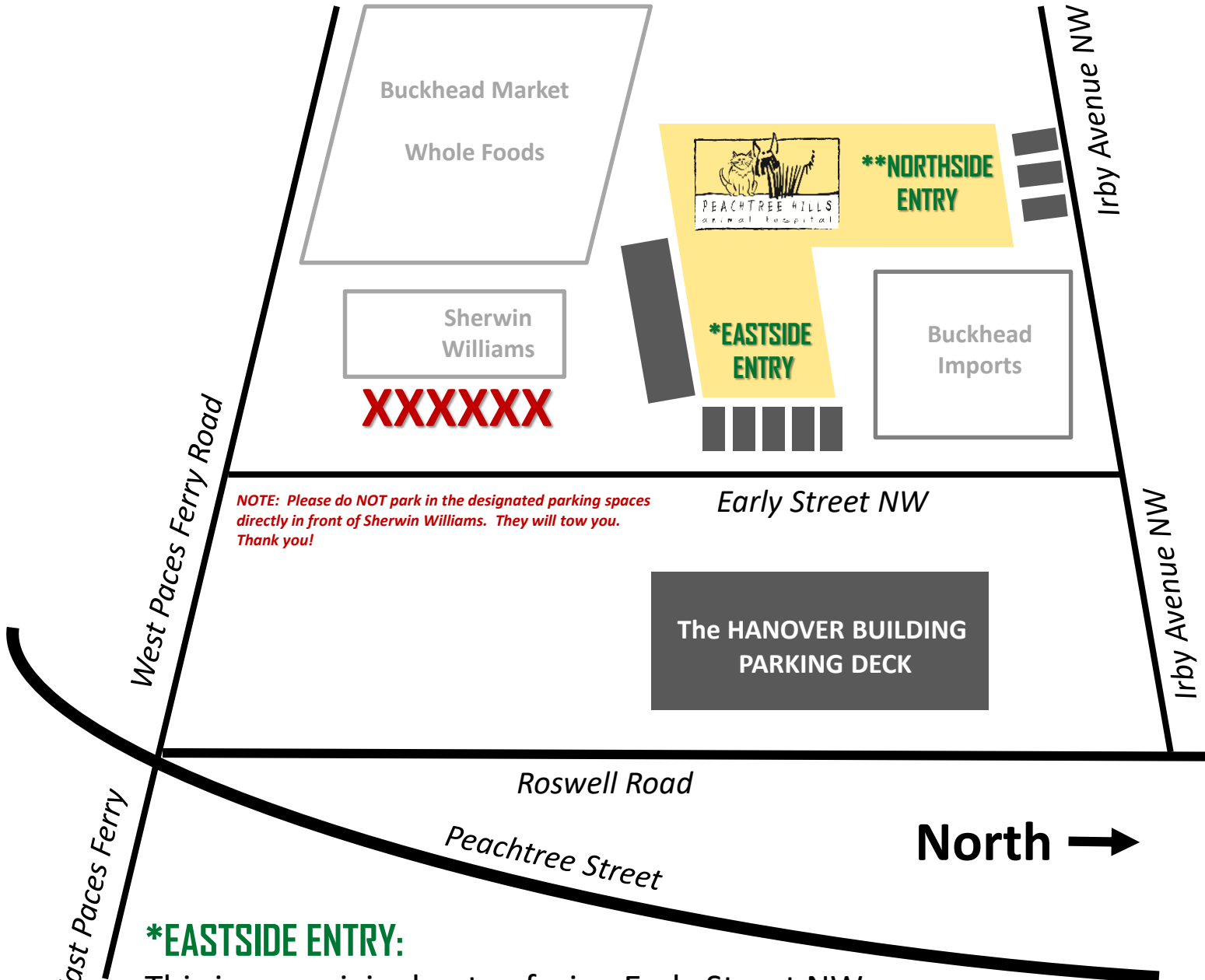




# Peachtree Hills Animal Hospital

## ONE BUILDING/TWO ENTRANCES

(Parking Designated in GREY)



*NOTE: Please do NOT park in the designated parking spaces directly in front of Sherwin Williams. They will tow you. Thank you!*

### **\*EASTSIDE ENTRY:**

This is our original entry, facing Early Street NW  
For more information on Eastside Entry parking scroll below to pages 2 and 3.

### **\*\*NORTHSIDE ENTRY:**

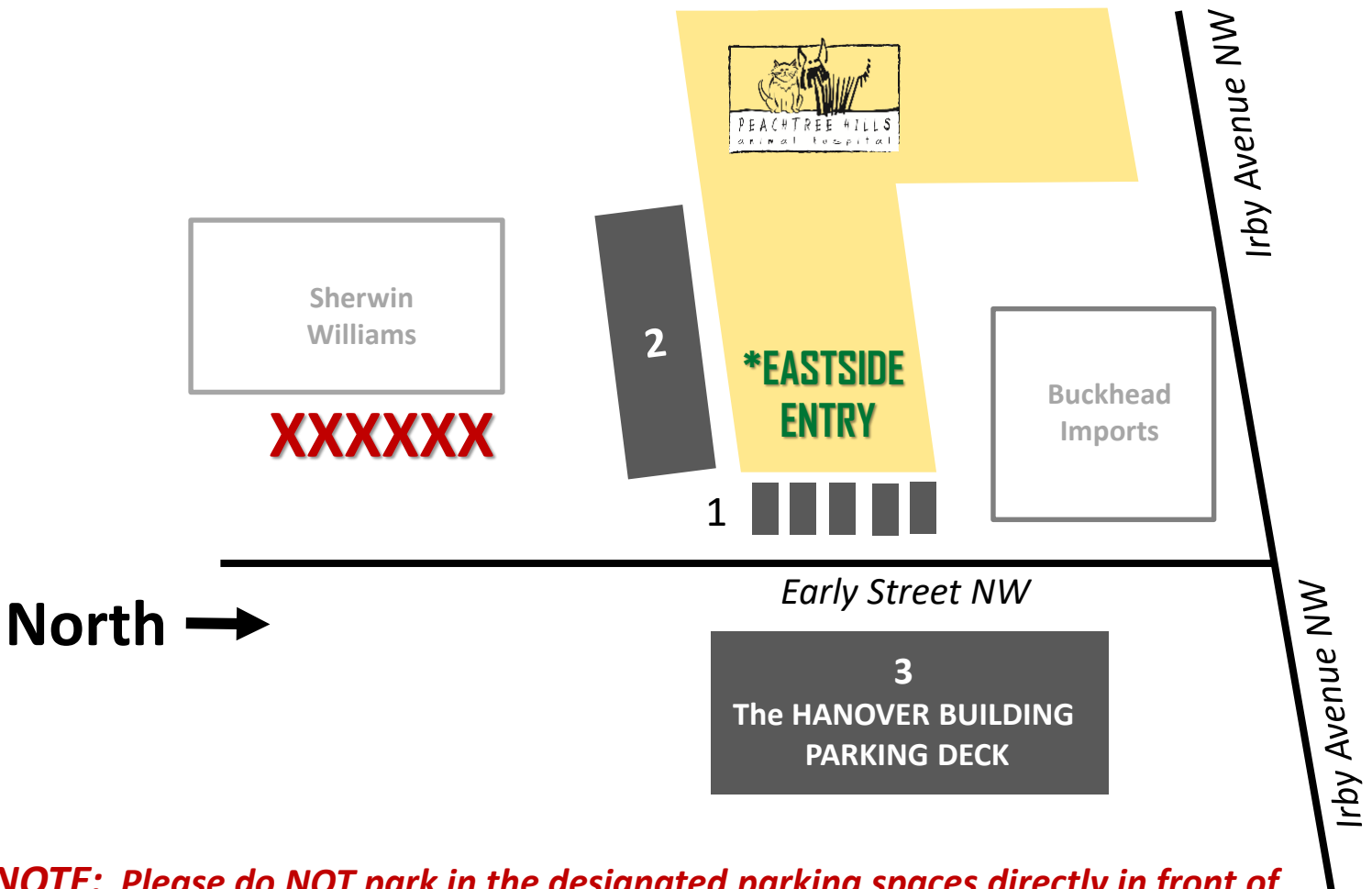
This is our new second entry, facing Irby Avenue NW  
For more information on Northside Entry parking scroll below to page 4.



# Peachtree Hills Animal Hospital

## \*EASTSIDE ENTRANCE

(Parking Designated in GREY)



**NOTE: Please do NOT park in the designated parking spaces directly in front of Sherwin Williams. They will tow you. Thank you!**


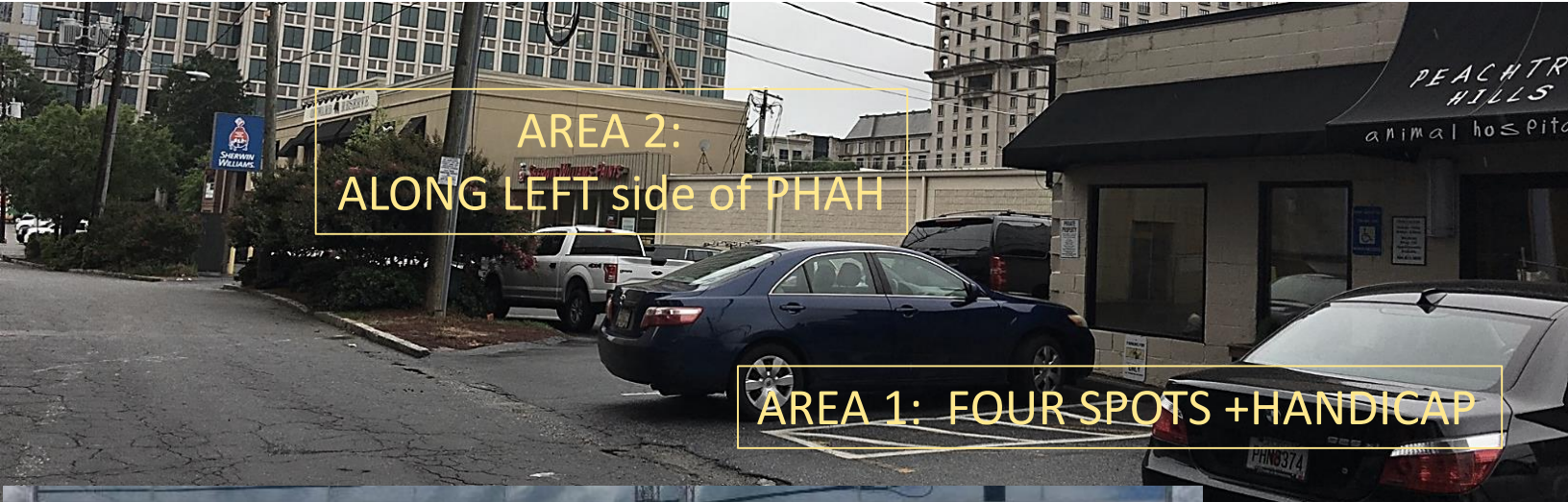
### EASTSIDE ENTRANCE ON EARLY STREET

#### SELF-PARKING OPTIONS (designated in grey above or scroll down for photos):

1. Our front lot – there are four spaces and a handicapped space in front of the entrance.
2. Under our large lit sign on the south side of the building (parallel parking).
3. Across the street in the HANOVER BUILDING PARKING DECK. Just bring your ticket in with you and we will validate you for up to two hours.



## EASTSIDE ENTRANCE SELF-PARKING OPTIONS



**\*PLEASE NOTE:**  
YOU MUST  
PULL IN AND  
GET A TICKET  
TO PARK IN  
THE HANOVER  
LOT ACROSS  
THE STREET.

BRING YOUR  
TICKET IN AND  
WE WILL  
VALIDATE IT.

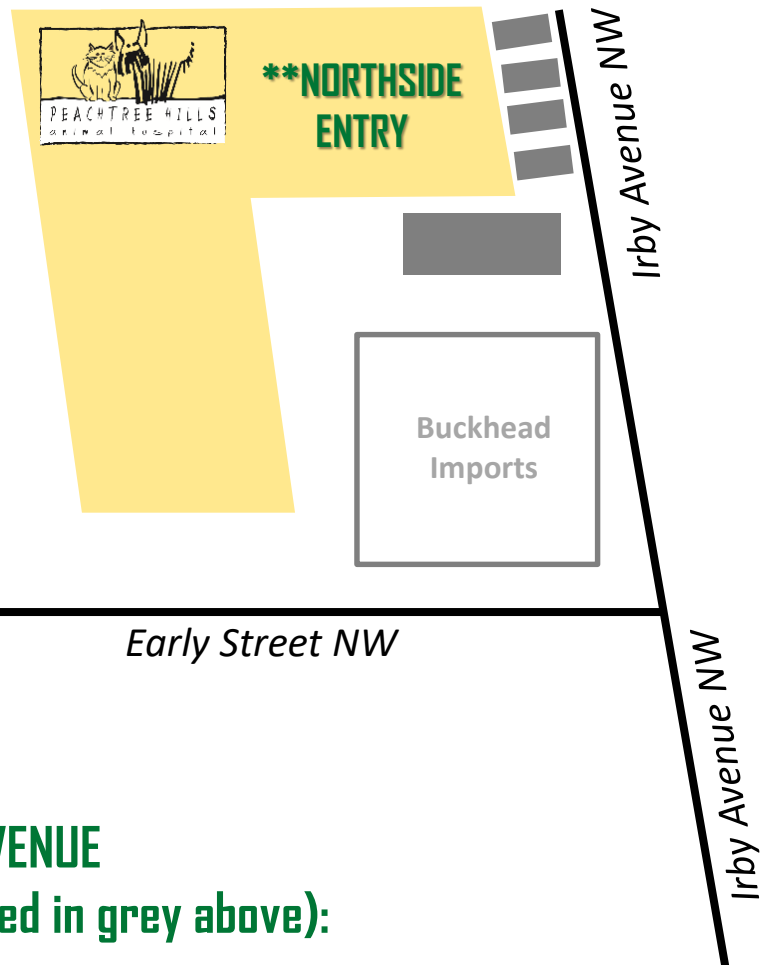




# Peachtree Hills Animal Hospital

## **\*\*NOTRHSIDE ENTRANCE**

(Parking Designated in GREY)



**North →**

### **NORTHSIDE ENTRANCE ON IRBY AVENUE**

#### **SELF-PARKING OPTIONS (designated in grey above):**

1. In front of the entrance door – there are three spaces and a handicapped space in front of the entrance.
2. If all spaces are taken, please temporarily park and come in and let us know and we will make arrangements.